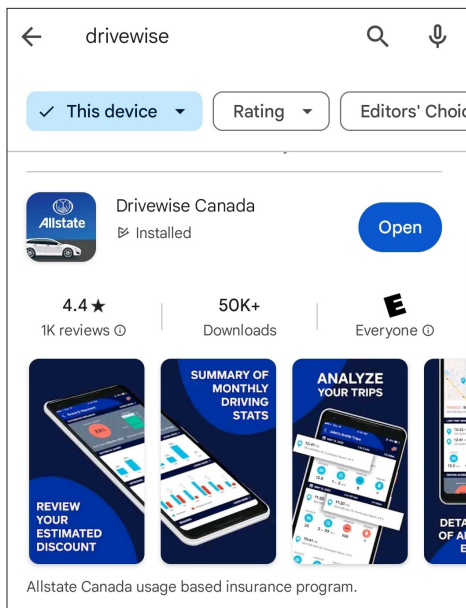



### Congratulations!

You're almost ready to start your monitoring period and potentially earn a discount from your safe driving habits. Here is quick guide on how to get your account setup on the **Drivewise®** app!

1. Please click the link in the text message sent to you from Allstate and download the **Drivewise®** app from your App Store. Make sure your app store is set to Canada.



2. Tap “new user? create account” button at the bottom.

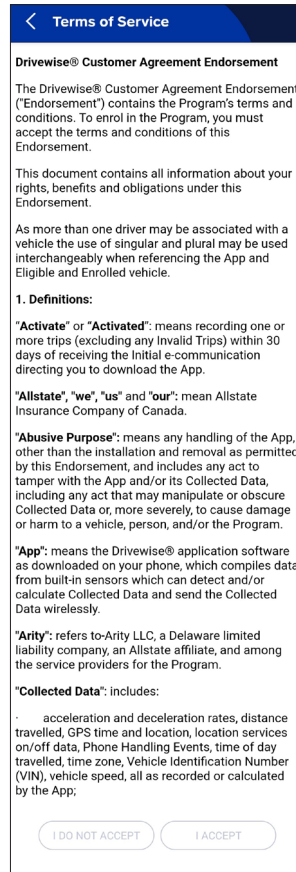


3. You will be asked to enter:
  - a. Your name (Please make sure it is the same name on your Allstate auto insurance policy)
  - b. Cell phone number (a 6-digit verification code will be sent to your cell phone number in a text message to complete the registration process)
  - c. Valid email address (option to send verification code to email).

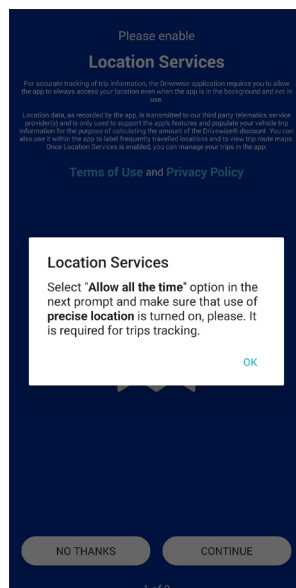
Afterwards, please tap “Continue”.

4. Please enter the 6-digit code which you received via text message. If you did not receive the code, you can always tap “Resend code” to have a new one sent. You can also choose to have the 6-digit code sent to your email, tap “Send to email” and follow the instructions.

5. Kindly read through “Terms of Service” and tap “I Accept” to proceed. You must scroll to the bottom of the agreement for the buttons to be clickable.




6. Once logged in, you will be prompted to a screen to make sure the Drivewise app can access your location as this is required for proper trip tracking. Please select “Always Allow”.




7. Almost done! You will then be reminded on a few set-up of the app. Make sure your “Location Services”, “Activity Recognition\*” and “Wi-Fi” are ON to have the best tracking and battery optimization. Tap “Continue” to go through each of them.

\*Activity Recognition is only available for Apple iPhones.



8. Your account set-up is complete! Tap “Enter App” to get started! Record your first trip to activate monitoring and to view your trip details!



**Note:** You will not see your estimated discount until you have driven 1,000 km (excluding invalid trips). Estimated discounts will display there after every 30 days from when the first valid trip is driven.

