

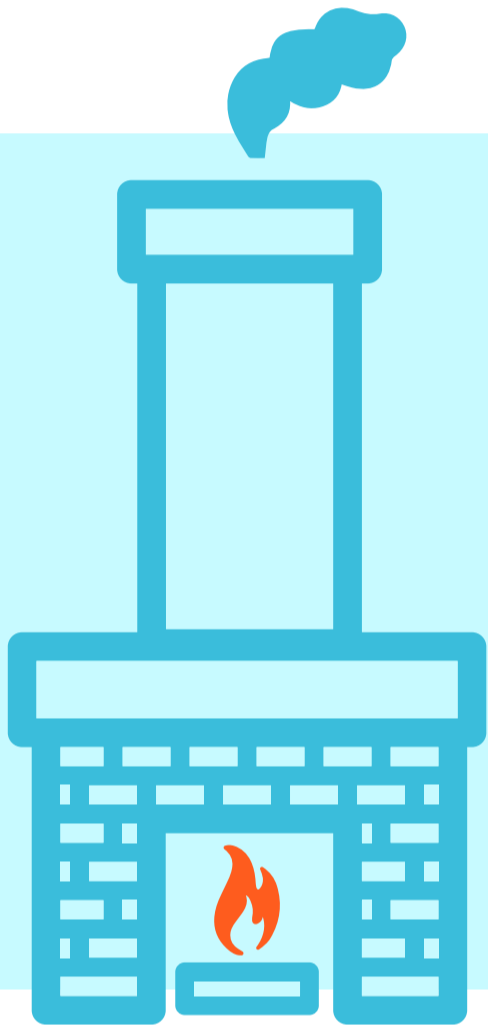
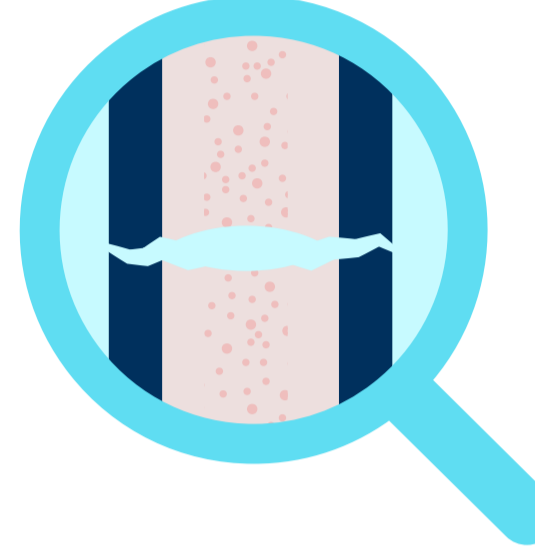
# PREPARE YOUR HOME FOR ANOTHER COLD WINTER



## 5 EASY WAYS TO WINTERIZE YOUR HOME

### 1 BOOST YOUR INSULATION

Help keep heat inside and cold air out by making sure you properly insulate, caulk and weather-strip areas of heat loss. Check walls, floors, doors, windows and the foundation for cracks or leaks.




### 2 CLEAN UP YOUR CHIMNEY

A good chimney sweeping should be done every year or at least every two years, depending on usage and humidity levels, to remove soot, blockages and built-up creosote.

### 3 CHECK YOUR WATER PIPES

Save energy and help prevent pipes from freezing and bursting by wrapping your water heater in an insulating blanket and insulating exposed water pipes. Always maintain the temperature inside your home to a minimum 18°C. If you notice frost on your pipes, take immediate action to safely thaw them.



### 4 TUNE-UP YOUR FURNACE

Have your furnace inspected and cleaned early in the season to ensure it's running efficiently.

### 5 DON'T FORGET THE OUTDOORS

Keep gutters and downspouts free of debris to help melting snow and ice flow away from your home, and to help prevent ice dams from forming. Turn off the water to your garden hose spigots and drain the lines.



FOR MORE SAFETY TIPS AND INFORMATION

- Visit [allstate.ca/learningcentre](http://allstate.ca/learningcentre)
- Contact your local Allstate Insurance Agency
- Call 1-800-allstate



**Allstate**  
INSURANCE